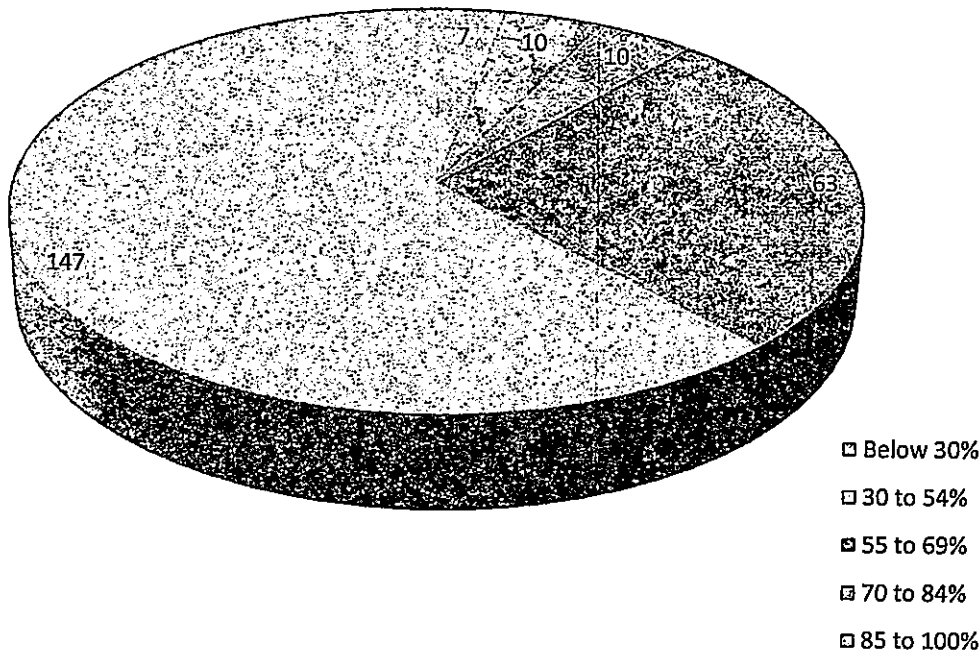


**TUKARAM KRISHNAJI KOLEKAR  
ARTS AND COMMERCE COLLEGE, NESARI  
STUDENT SATISFACTION SURVEY  
RESPONSE OF 237 STUDENTS FOR EACH QUESTION (2023-24)**




**1. How much of the syllabus was covered in the class ?**




*[Signature]*  
**PRINCIPAL**  
Tukaram Krishnaji Kolekar  
Arts & Commerce College, Nesari,  
Tal-Gadhingraj, Dist-Kolhapur.

**TUKARAM KRISHNAJI KOLEKAR  
ARTS AND COMMERCE COLLEGE, NESARI  
STUDENT SATISFACTION SURVEY  
RESPONSE OF 237 STUDENTS FOR EACH QUESTION (2023-24)**



**2. Teachers approach to teaching can best be described as**

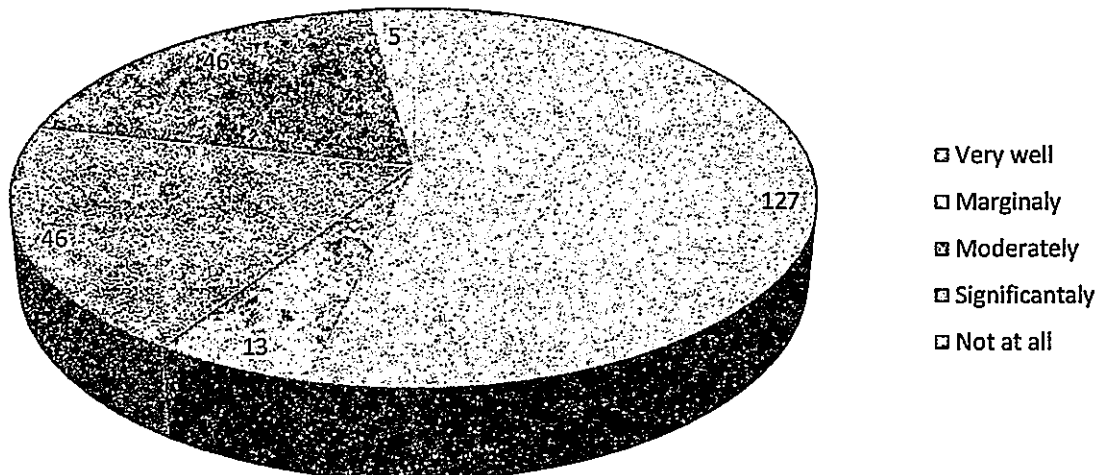



- ☒ Excellent
- ☒ Very Good
- ☒ Good
- ☒ Poor
- ☒ Fair

*mis*  
**PRINCIPAL**  
Tukaram Krishnaji Kolekar  
Arts & Commerce College, Nesari  
Tal-Gadhingraj, Dist-Kolhapur


**TUKARAM KRISHNAJI KOLEKAR**  
**ARTS AND COMMERCE COLLEGE, NESARI**  
**STUDENT SATISFACTION SURVEY**  
**RESPONSE OF 237 STUDENTS FOR EACH QUESTION (2023-24)**

**3. The teaching and mentoring process in your institution facilitates you to cognitive, social and emotional growth.**




  
**PRINCIPAL**  
Tukaram Krishnaji Kolekar  
Arts & Commerce College, Nesari.  
Tal-Gadhingtal, Dist-Kothapur.


**TUKARAM KRISHNAJI KOLEKAR  
ARTS AND COMMERCE COLLEGE, NESARI  
STUDENT SATISFACTION SURVEY  
RESPONSE OF 237 STUDENTS FOR EACH QUESTION (2023-24)**




**4. How well the teachers able to communicate ?**



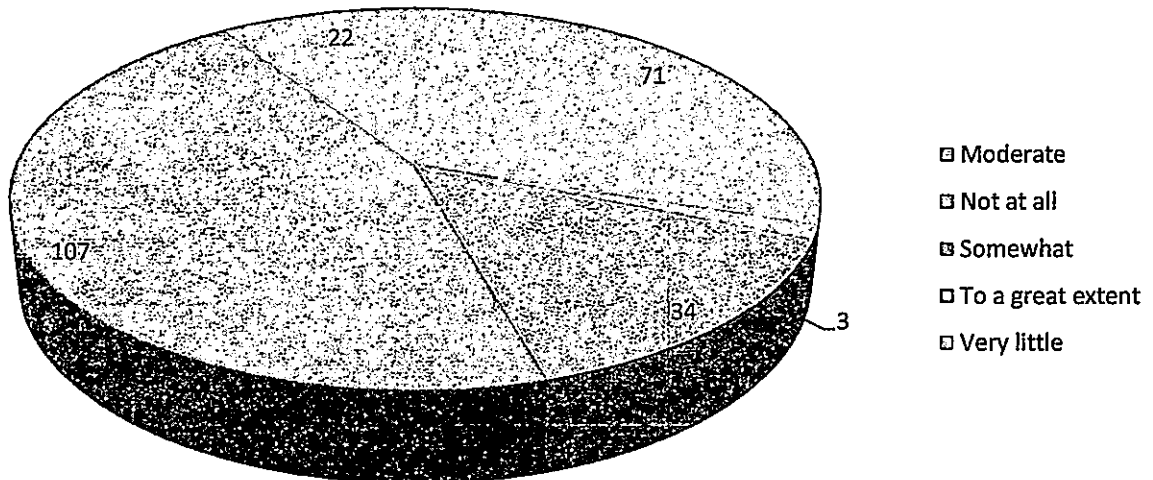
- ☐ Very well
- ☐ Moderately
- ☐ Marginally
- ☐ Significantly
- ☐ Not at all


  
**PRINCIPAL**  
Tukaram Krishnaji Kolekar  
Arts & Commerce College Nesari  
Tal-Gadhingol Dist-Kolhapur



**TUKARAM KRISHNAJI KOLEKAR  
ARTS AND COMMERCE COLLEGE, NESARI  
STUDENT SATISFACTION SURVEY  
RESPONSE OF 237 STUDENTS FOR EACH QUESTION (2023-24)**

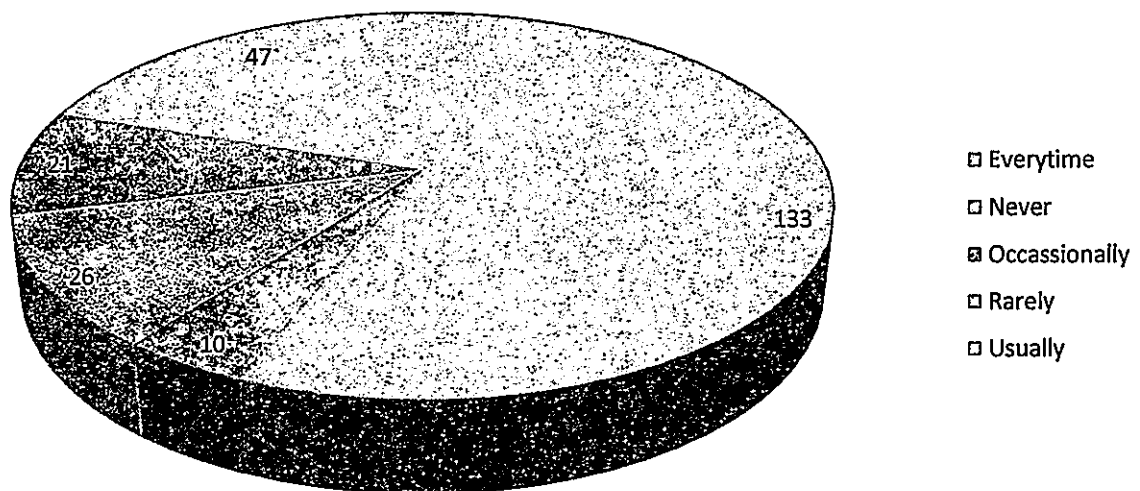
**5. Institution/teachers use Student Centric Methods, such as Experiential, Participative learning and Problem solving methodologies for enhancing learning experiences.**




  
**PRINCIPAL**  
Tukaram Krishnaji Kolekar  
Arts & Commerce College, Nesari.  
Tal-Gadhingray, Dist. Kolhapur.

**TUKARAM KRISHNAJI KOLEKAR  
ARTS AND COMMERCE COLLEGE, NESARI  
STUDENT SATISFACTION SURVEY  
RESPONSE OF 237 STUDENTS FOR EACH QUESTION (2023-24)**

**6. Teachers inform you about your expected  
competencies, Course outcomes and Programme  
outcomes.**




  
**PRINCIPAL**  
Tukaram Krishnaji Kolekar  
Arts & Commerce College, Nesari.  
Tal-Gadhingraj, Dist-Kolhapur.


**TUKARAM KRISHNAJI KOLEKAR  
ARTS AND COMMERCE COLLEGE, NESARI  
STUDENT SATISFACTION SURVEY  
RESPONSE OF 237 STUDENTS FOR EACH QUESTION (2023-24)**




**7. Fairness of the Internal evaluation process by the teacher.**



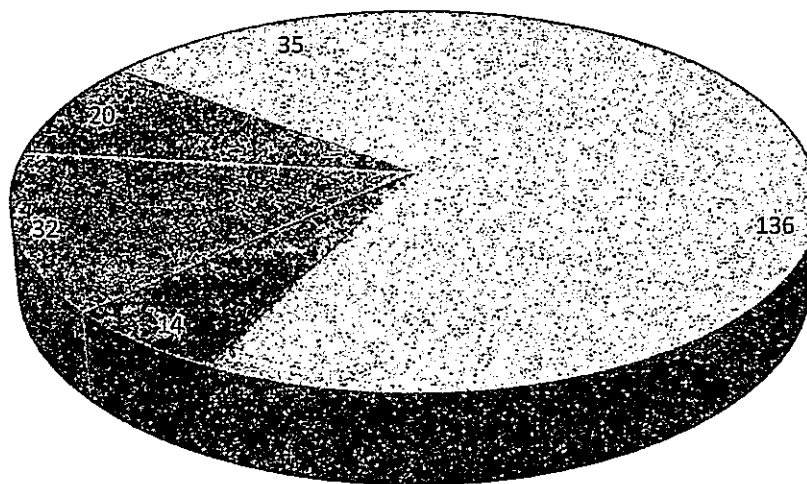
- ☒ Always fair
- ☒ Sometimes Unfair
- ☒ Unfair
- ☒ Usually fair
- ☒ Usually unfair

  
**PRINCIPAL**  
Tukaram Krishnaji Kolekar  
Arts & Commerce College, Nesari.  
Tal-Gadhingraj, Dist-Kolhapur.


**TUKARAM KRISHNAJI KOLEKAR  
ARTS AND COMMERCE COLLEGE, NESARI  
STUDENT SATISFACTION SURVEY  
RESPONSE OF 237 STUDENTS FOR EACH QUESTION (2023-24)**



**8. Was your performance in assignments  
discussed with you ?**




- ☐ Everytime
- ☐ Never
- ☐ Occasionally
- ☐ Rarely
- ☐ Usually

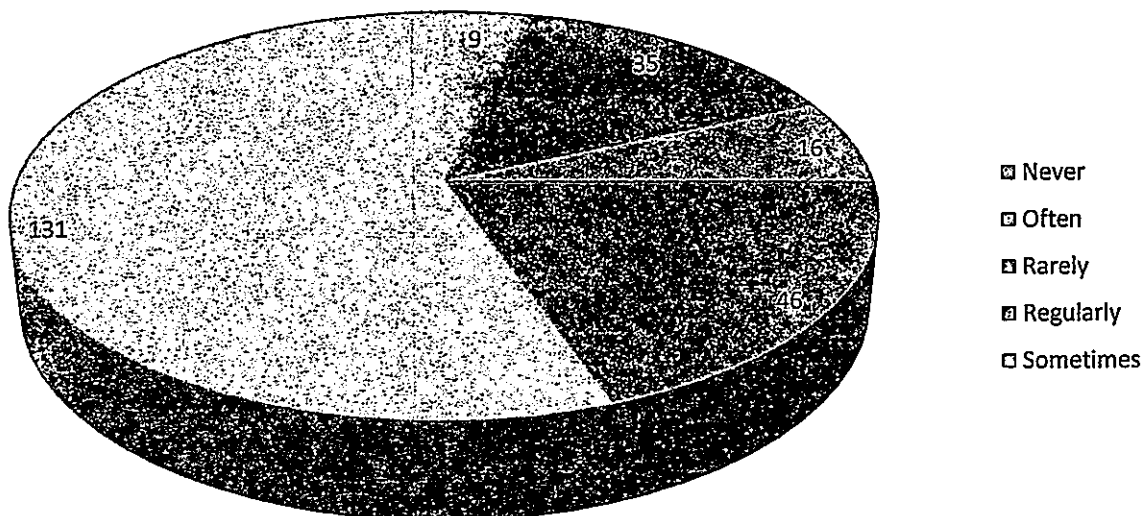
  
**PRINCIPAL**  
Tukaram Krishnaji Kolekar  
Arts & Commerce College, Nesari  
Tal-Gadhingdal Dist-Kolhapur.




**TUKARAM KRISHNAJI KOLEKAR  
ARTS AND COMMERCE COLLEGE, NESARI  
STUDENT SATISFACTION SURVEY  
RESPONSE OF 237 STUDENTS FOR EACH QUESTION (2023-24)**



**9. The Institute takes active interest in promoting internship, student exchange, field visits etc opportunities for students.**

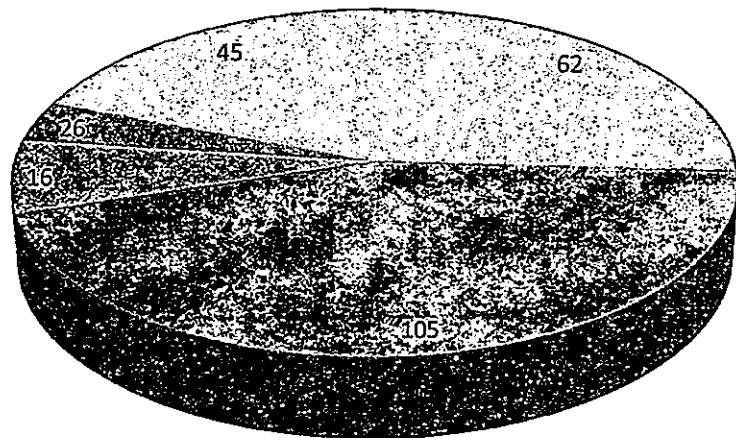


  
**PRINCIPAL**  
Tukaram Krishnaji Kolekar  
Arts & Commerce College, Nesari,  
Tal-Gadhinglaj, Dist. Kolhapur.


**TUKARAM KRISHNAJI KOLEKAR  
ARTS AND COMMERCE COLLEGE, NESARI  
STUDENT SATISFACTION SURVEY  
RESPONSE OF 237 STUDENTS FOR EACH QUESTION (2023-24)**



**10. The Institute provides multiple opportunities to learn and grow.**




- ☐ Strongly agree
- ☐ Agree
- ☐ Disagree
- ☐ Strongly disagree
- ☐ Neutral

  
**PRINCIPAL**  
Tukaram Krishnaji Kolekar  
Arts & Commerce College, Nesari,  
Tal-Gadchिंगराज, Dist-Kolhapur.


**TUKARAM KRISHNAJI KOLEKAR  
ARTS AND COMMERCE COLLEGE, NESARI  
STUDENT SATISFACTION SURVEY  
RESPONSE OF 237 STUDENTS FOR EACH QUESTION (2023-24)**



**11. The Institute provides multiple opportunities  
to learn and grow.**



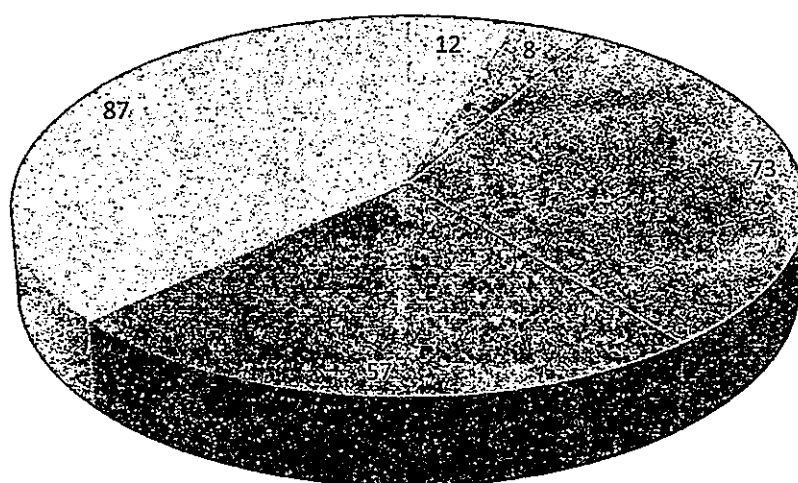
- ☐ Strongly Agree
- ☐ Agree
- ☐ Neutral
- ☐ Disagree
- ☐ Strongly Disagree

  
**PRINCIPAL**  
Tukaram Krishnaji Kolekar  
Arts & Commerce College, Nesari,  
Tal-Gadhinglaj, Dist-Kolhapur.


**TUKARAM KRISHNAJI KOLEKAR  
ARTS AND COMMERCE COLLEGE, NESARI  
STUDENT SATISFACTION SURVEY  
RESPONSE OF 237 STUDENTS FOR EACH QUESTION (2023-24)**



**12. Regularity of teacher in taking classes.**




- ☐ Average
- ☐ Below
- ☐ Excellent
- ☐ Good
- ☐ Very good

  
**PRINCIPAL**  
Tukaram Krishnaji Kolekar  
Arts & Commerce College, Nesari  
Tal-Gadhingla, Dist. Kolhapur


**TUKARAM KRISHNAJI KOLEKAR  
ARTS AND COMMERCE COLLEGE, NESARI  
STUDENT SATISFACTION SURVEY  
RESPONSE OF 237 STUDENTS FOR EACH QUESTION (2023-24)**



**13. Teacher uses latest and modern teaching aids.**




- ☐ Agree
- ☐ Disagree
- ☐ Satisfactory
- ☐ Strongly agree
- ☐ Strongly disagree

  
**PRINCIPAL**  
Tukaram Krishnaji Kolekar  
Arts & Commerce College, Nesari  
Tal-Gadhingdal, Dist-Kolhapur


**TUKARAM KRISHNAJI KOLEKAR  
ARTS AND COMMERCE COLLEGE, NESARI  
STUDENT SATISFACTION SURVEY  
RESPONSE OF 237 STUDENTS FOR EACH QUESTION (2023-24)**



**14. percentage of teachers use ICT tools such as  
LCD, Projector, Multimedia etc....**



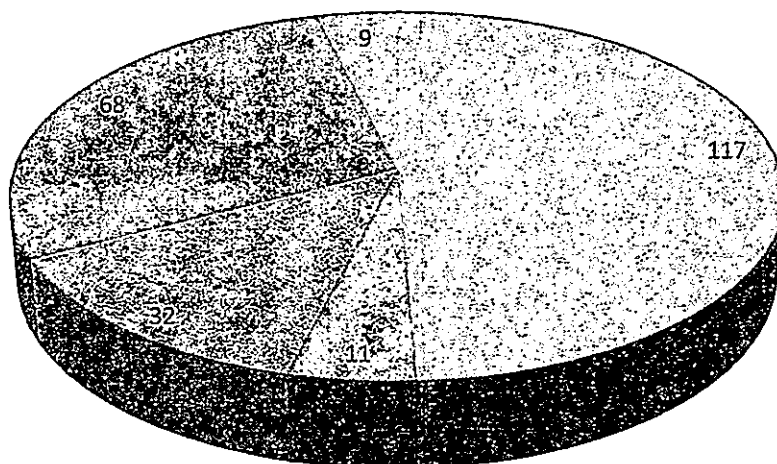
- ☐ 30 to 49%
- ☐ 50 to 69%
- ☐ 70 to 89%
- ☐ Above 90%
- ☐ Below 29%

  
**PRINCIPAL**  
Tukaram Krishnaji Kolekar  
Arts & Commerce College, Nesari.  
Tal-Gadhinglaj Dist-Kolhapur.


**TUKARAM KRISHNAJI KOLEKAR  
ARTS AND COMMERCE COLLEGE, NESARI  
STUDENT SATISFACTION SURVEY  
RESPONSE OF 237 STUDENTS FOR EACH QUESTION (2023-24)**



**15. Teacher uses evaluation methods like seminars, surprise test, quiz, assignments, classroom.**




- ☒ Agree
- ☐ Disagree
- ☒ Satisfactory
- ☒ Strongly agree
- ☐ Strongly disagree

  
**PRINCIPAL**  
Tukaram Krishnaji Kolekar  
Arts & Commerce College, Nesari,  
Tal-Gadhingraj, Dist-Kolhapur.

**TUKARAM KRISHNAJI KOLEKAR  
ARTS AND COMMERCE COLLEGE, NESARI  
STUDENT SATISFACTION SURVEY  
RESPONSE OF 237 STUDENTS FOR EACH QUESTION (2023-24)**



**16. The teacher Pays attention to academically weaker students as well.**




- ☐ Agree
- ☐ Disagree
- ☐ Satisfactory
- ☐ Strongly agree
- ☐ Strongly disagree


*Mis*  
**PRINCIPAL**  
Tukaram Krishnaji Kolekar  
Arts & Commerce College, Nesari.  
Tal-Gadhingda, Dist-Kolhapur.



**TUKARAM KRISHNAJI KOLEKAR  
ARTS AND COMMERCE COLLEGE, NESARI  
STUDENT SATISFACTION SURVEY  
RESPONSE OF 237 STUDENTS FOR EACH QUESTION (2023-24)**



**17. Canteen facility in College**




- ☒ Average
- ☒ Below
- ☒ Good
- ☒ Very good

  
**PRINCIPAL**  
Tukaram Krishnaji Kolekar  
Arts & Commerce College, Nesari  
Tal-Gadhinglaj, Dist. Kolhapur


**TUKARAM KRISHNAJI KOLEKAR  
ARTS AND COMMERCE COLLEGE, NESARI  
STUDENT SATISFACTION SURVEY  
RESPONSE OF 237 STUDENTS FOR EACH QUESTION (2023-24)**



**18. Clean drinking water and washrooms  
facility in college**




- ☐ Very Good
- ☐ Good
- ☐ Average
- ☐ Below Average

  
**PRINCIPAL**  
Tukaram Krishnaji Kolekar  
Arts & Commerce College, Nesari.  
Tal. Gadhinglaj, Dist. Kolhapur.


**TUKARAM KRISHNAJI KOLEKAR  
ARTS AND COMMERCE COLLEGE, NESARI  
STUDENT SATISFACTION SURVEY  
RESPONSE OF 237 STUDENTS FOR EACH QUESTION (2023-24)**



**19. Availability of text books, reference books,  
prescribed books, news paper, Journal.**




- Average
- ▣ Below average
- ▤ Good
- ▥ Very good

  
**PRINCIPAL**  
Tukaram Krishnaji Kolekar  
Arts & Commerce College, Nesari  
Tal-Gadhinglaj, Dist-Kolhapur.

**TUKARAM KRISHNAJI KOLEKAR  
ARTS AND COMMERCE COLLEGE, NESARI  
STUDENT SATISFACTION SURVEY  
RESPONSE OF 237 STUDENTS FOR EACH QUESTION (2023-24)**



**20. Availability of reading room and common room  
in college building.**




- ☐ Very Good
- ☐ Good
- ☐ Average
- ☐ Below Average

  
PRINCIPAL


Tukaram Krishnaji Kolekar  
Arts & Commerce College, Nesari  
Tal-Gadchiroli, Dist-Kolhapur.

**TUKARAM KRISHNAJI KOLEKAR  
ARTS AND COMMERCE COLLEGE, NESARI  
STUDENT SATISFACTION SURVEY – 2023-24**



Question and Options	Number of Students Opted	Percentage of students opted
<b>1. How much syllabus was covered in the class ?</b>		
Below 30%	7	2.95
30-54%	10	4.21
55-69%	10	4.21
70-84%	63	26.58
85-100%	147	62.02
<b>2. Teachers approach to teaching can best be described as.</b>		
Excellent	83	35.02
Fair	04	1.68
Good	55	23.20
Poor	04	1.68
Very Good	91	38.39
<b>3. The teaching and mentoring process in your institution facilitates you to cognitive, social and emotional growth.</b>		
Very well	127	53.58
Marginally	13	5.48
Moderately	46	19.40
Significantly	46	19.40
Not at all	5	2.10
<b>4. How well the teachers able to communicate?</b>		
Very well	110	46.41
Marginally	13	5.48
Moderately	58	24.47
Significantly	49	20.67
Not at all	7	2.95
<b>5. The institution/teachers use Student Centric Methods, such as Experiential, Participative learning and Problem solving methodologies for enhancing learning experiences.</b>		
Moderate	71	29.95
Not at all	3	1.26
Somewhat	34	14.34
To a great extent	107	45.14
Very little	22	9.28

**TUKARAM KRISHNAJI KOLEKAR  
ARTS AND COMMERCE COLLEGE, NESARI  
STUDENT SATISFACTION SURVEY – 2023-24**




<b>6. Teachers inform you about your expected competencies, Course outcomes and Programme outcomes.</b>		
Every time	133	56.11
Never	10	4.21
Occasionally	26	10.97
Rarely	21	8.86
Usually	47	19.83
<b>7. Fairness of the Internal evaluation process by the teacher.</b>		
Always Fair	120	50.63
Sometimes unfair	31	13.08
Unfair	10	4.21
Usually fair	59	24.89
Usually unfair	17	7.17
<b>8. Was your performance in assignments discussed with you?</b>		
Every time	136	57.38
Never	14	5.90
Occasionally	32	13.50
Rarely	20	8.43
Usually	35	14.76
<b>9. The Institute takes interest in prompting internship, student exchange, field visit etc...</b>		
Never	9	3.79
Often	35	14.76
Rarely	16	6.75
Regularly	46	19.40
Sometimes	131	55.27
<b>10. The Institute provides multiple opportunities to learn and grow.</b>		
Strongly agree	62	
Agree	105	
Disagree	16	
Strongly disagree	26	
Neutral	45	

**TUKARAM KRISHNAJI KOLEKAR  
ARTS AND COMMERCE COLLEGE, NESARI  
STUDENT SATISFACTION SURVEY – 2023-24**




<b>11. The Institute provides multiple opportunities to learn and grow.</b>		
Strongly agree	62	26.16
Agree	105	44.30
Neutral	45	18.98
Disagree	16	6.75
Strongly disagree	9	3.79
<b>12. Regularity of teacher in taking classes.</b>		
Average	12	5.06
Below	8	3.37
Excellent	73	30.80
Good	57	24.05
Very good	87	36.70
<b>13. Teacher uses latest and modern teaching aids.</b>		
Agree	120	50.63
Disagree	17	7.17
Satisfactory	36	15.18
Strongly Agree	58	24.47
Strongly Disagree	6	2.53
<b>14. Percentage of teachers use ICT tools such as LCD Projector, Multimedia etc....</b>		
30-49%	17	7.17
50-69%	45	18.98
70-89%	75	31.64
Above 90%	92	38.81
Below 29%	8	3.37
<b>15. Teacher uses evaluation methods like seminars, surprise test, quiz, assignments, classroom presentation etc...</b>		
Agree	117	49.36
Disagree	11	4.64
Satisfactory	32	13.50
Strongly Agree	68	28.69
Strongly Disagree	9	3.79
<b>16. The teacher Pays attention to academically weaker students as well.</b>		
Agree	114	48.10
Disagree	13	5.48
Satisfactory	38	16.03
Strongly Agree	66	27.84
Strongly Disagree	6	2.53

**TUKARAM KRISHNAJI KOLEKAR  
ARTS AND COMMERCE COLLEGE, NESARI  
STUDENT SATISFACTION SURVEY – 2023-24**



<b>17. Canteen facility in College.</b>		
Average	30	12.65
Below	13	5.84
Good	109	45.99
Very good	95	40.08
<b>18. Clean drinking water and washrooms facility in college.</b>		
Very good	97	40.92
Good	93	39.24
Average	27	11.39
Below average	20	8.43
<b>19. Availability of text books, reference books, prescribed books, newspaper, Journal.</b>		
Very good	98	41.35
Good	96	40.50
Average	27	11.39
Below average	16	6.75
<b>20. Availability of reading room and common room in college building.</b>		
Very good	105	44.40
Good	91	38.39
Average	28	11.81
Below average	13	5.48

  
**PRINCIPAL**  
 Tukaram Krishnaji Kolekar  
 Arts & Commerce College, Nesari  
 Tal-Gadhingraj, Dist-Kolhapur.